

## Pace TripCheck can make your Paratransit experience even better!

ADA Paratransit and Pace-operated Dial-a-Ride riders can keep track of their rides with Pace TripCheck. With TripCheck, you can view trip information, cancel trips, and set up email, text, and phone call reminders for upcoming trips.

You can access TripCheck in different ways: Online, by phone, text, email and **now also with the NEW Pace TripCheck app!**

### TRIPCHECK APP

**Download the NEW TripCheck App:** As of today, you can download the app from the App store if you use an iPhone or from Google play for Android phones.

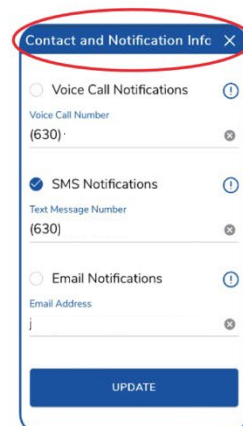
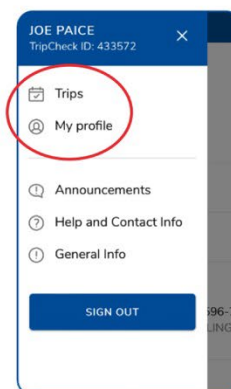
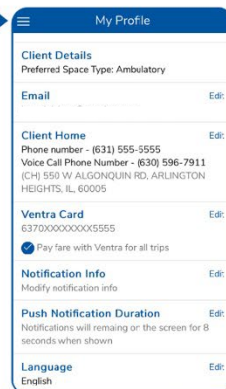


### GETTING STARTED with the NEW TripCheck app.

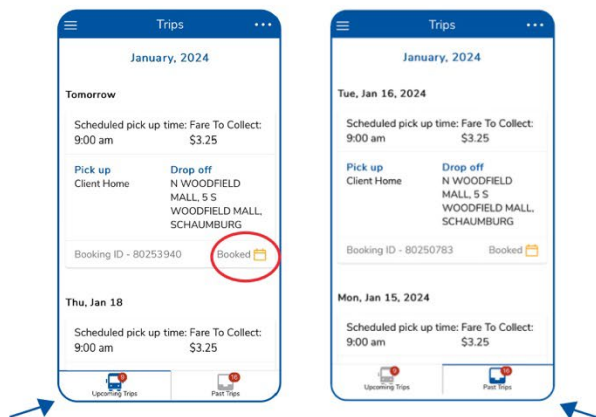
1. Install the Pace TripCheck App and 'open'.
2. On this page you will need to enter your TripCheck ID and password. If you don't have those, you will be able to retrieve them through the 'Enrollment' button below.
3. Click 'Enrollment' and complete the enrollment information.
4. Click on 'Submit' button to enroll.
5. Once completed, you will receive your TripCheck ID and be able to set a password. These will then be used to login on the main app page.

A screenshot of the Pace TripCheck app login and enrollment screen. The screen has a white background with a blue border. At the top is the Pace logo. Below it are two input fields: 'TripCheck ID\*' with a user icon and 'Password\*' with a lock icon. There is a radio button labeled 'Remember TripCheck ID'. Below these are three buttons: a blue 'SIGN IN' button, a white 'RETRIEVE YOUR TRIPCHECK ID?' button, and a blue 'ENROLLMENT' button.

6. By clicking the **'menu'** button you can then navigate to **'Trips,' 'My profile,' 'Announcements'** and more.



7. Within the **'Trips'** page you can view a list of your upcoming booked trips. Click the **'booked calendar icon'** to see trip details and/or to cancel that trip. Click on the **'Past Trips'** to see a list of past trips.



## GETTING STARTED WITH TRIP CHECK ON THE WEB:

**Viewing trip information on the website:** Visit [PaceBus.com/TripCheck](https://PaceBus.com/TripCheck) and log in to view your portal. You can view/edit some account information and set preferences for notifications such as **phone, email, and text message**. The portal allows you to see all upcoming and past trips, including a map of pickup and drop-off locations.

For more information on how to sign up and use the TripCheck Portal please visit our dedicated Pace Bus TripCheck website:

[Paratransit TripCheck | Pace Suburban Bus \(pacebus.com\)](https://PaceBus.com/TripCheck)